

The world's first
puzzles made by felt



f-pzl

How to play with f-pzl

Wagami-koji 

content

P2-----	precautionary statement	P7・8-----	Cube (advanced)
P3-----	names of parts & how to connect	P9・10-----	Mountain
P4・5--	Coaster ・ Shuriken	P11～13--	Puff/ Puff (advanced)
P6-----	Cube	P14・15---	Ball



PRECAUTIONS FOR SAFE HANDLING

Don't tug and bite moving parts and slit parts.
Once unpacked, throw away packing material, especially plastic bags.
Don't play with f-pzl in the wet condition.



WARNING

To all parents or guardians, please be sure to read.
This set contains small parts. Don't give to children under 3 because there is a risk of accidental swallowing and suffocation.

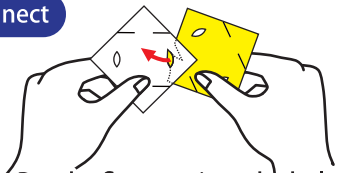
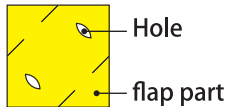


ATTENTION

◎Read the instructions before use.◎Keep your eyes on your child while playing.◎Don't give f-pzl to children under 3 because there is a risk of accidental swallowing.◎Don't put the plastic bag over your head or cover your face because there is a risk of accidental suffocation.◎Keep f-pzl in a cool, dry place away from direct sunlight and fire.◎We don't take responsibility or liability for any damage or loss in case you play with works made by f-pzl.

names of parts & how to connect

f-pzl piece

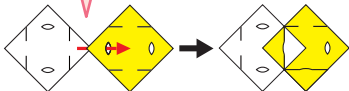


Put the flap part into the hole and connect each other.

symbols

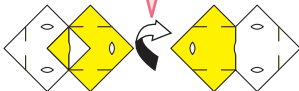
Connect to show the flap part outside.

Make the joint outside →



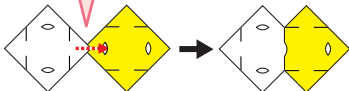
Turn f-pzl so that the other side is towards you.

Turn over ↻



Connect to put the flap part behind.

Make the joint inside ⇨



Turn the inner surface outwards.

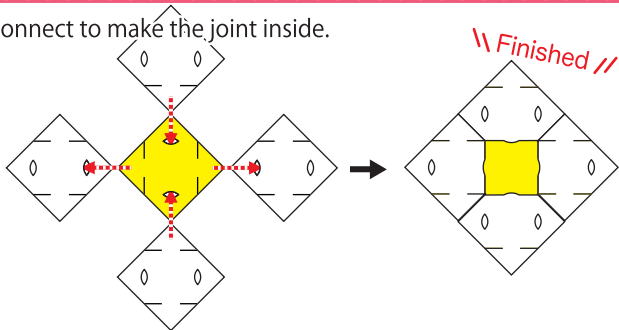
Turn inside out ↻



Coaster

f-pzl 5pieces

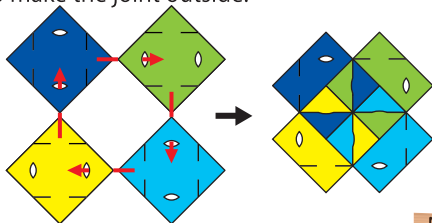
① Connect to make the joint inside.



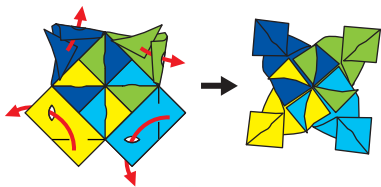
Shuriken

f-pzl 4pieces

① Connect to make the joint outside.



② Connect to make the joint outside.



Turn over



Enjoy the color combination!

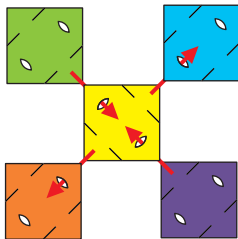


Be careful of the people around you when you're playing!

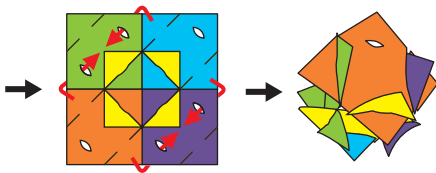
Cube

f-pzl 6pieces

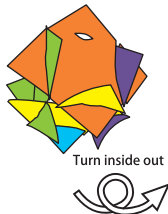
① Connect to make the joint outside.



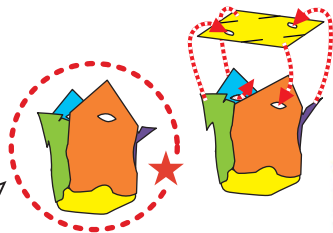
② Connect to make the joint outside.



③ Turn inside out



④ Connect to make the joint inside.



★ basic unit (cube)

\\ Finished //



Cube (advanced)

f-pzl 10pieces~

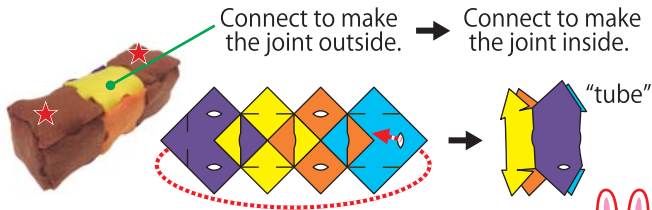
If you learn how to connect and make many basic units (cube), you can create various shapes.

◆Connect 2 ★

★=P6 basic unit (cube)

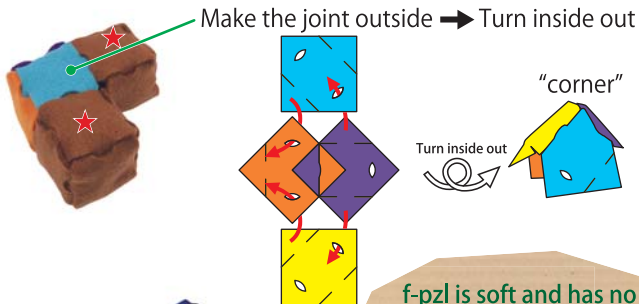


◆Connect 2 ★ to both ends of a "tube".



Next page

◆ Connect 2 ★ units to a "corner". ★ = P6 basic unit (cube)



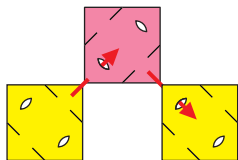
f-pzl is soft and has no danger of injuring.
You can also enjoy stacking the units.



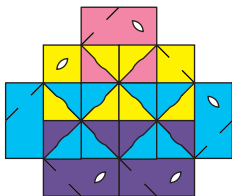
Mountain

f-pzl 8pieces~

① Connect to make the joint outside.

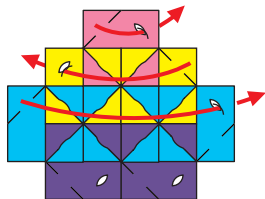


② Connect the pieces like stairs.



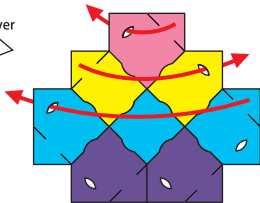
③-1 Connect to make the joint outside or

③-2 Turn over → Connect to make the joint outside.



②

Turn over



Next page


③-1 Three high mountain



③-2 Three high mountain



Four high mountain



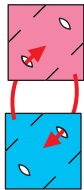
Five high mountain



Puff

f-pzl 8pieces~


① Connect to make the joint outside.



Make 3 more of ①.

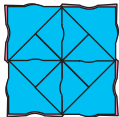
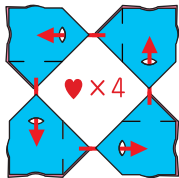
② Turn inside out

Turn inside out

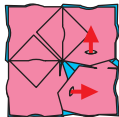


♥ basic unit (puff)

③ Connect to make the joint outside. ④ Turn over → Connect to make the joint outside.



Turn over



\\ Finished //



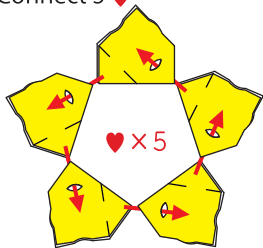
Next page

Puff (advanced)

f-pzl 10pieces~

If you learn how to connect and make many basic units (puff), you can create a wreath.

Connect 5 ♥



♥ = P11 basic unit (puff)



7 ♥ wreath



10 ♥ wreath



f-pzl is stackable and also stringable.

If you put LED bulb in the puff, wreath or cube etc., it can be used as illumination.

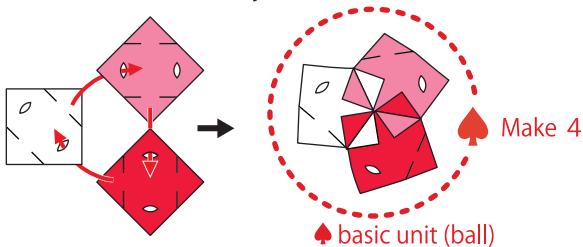


Please use only LED bulb.

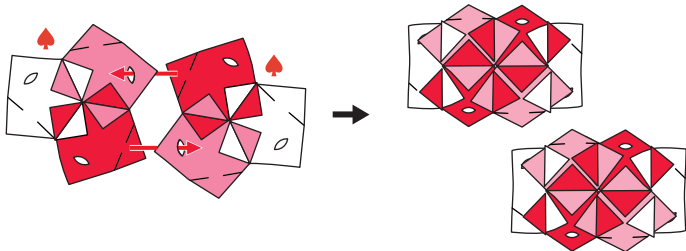
Ball

f-pzl 12pieces~

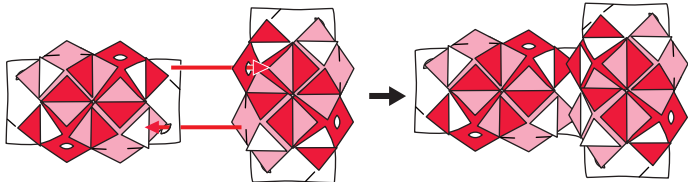
① Connect to make the joint outside.



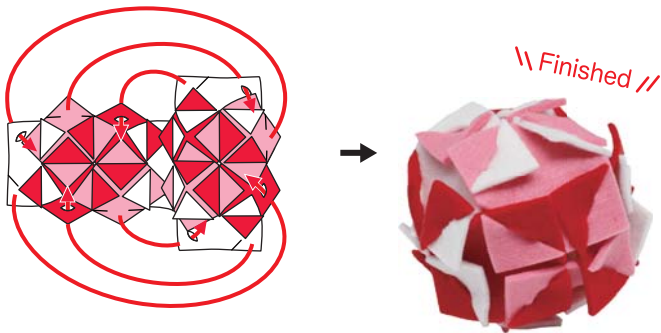
② Connect 2 ♠ to make the joint outside. ③ Make 1 more of ②.



④ Connect 2 ② to make the joint outside.



⑤ Connect to make the joint outside as shown.



f-pzl is a small soft square piece made by felt.

Anyone can play with it in the very simple connect method and create various works, not only 2D but 3D!

Twist, fold, bend, connect... what can you make?

f-pzl improves children's abilities, especially creativity and imagination by playing. Moving fingers and thinking are great for your brain training. People of all ages can enjoy playing together with f-pzl. May this puzzle bring you smile!

製品材質 (Material description)

- パズルピース (Felt piece) : ポリエステル (polyester)
- 作り方説明書 (Instruction) : 紙 (paper)

